



## Thames Gateway Kent: Economic Indicators Dashboard May 2012



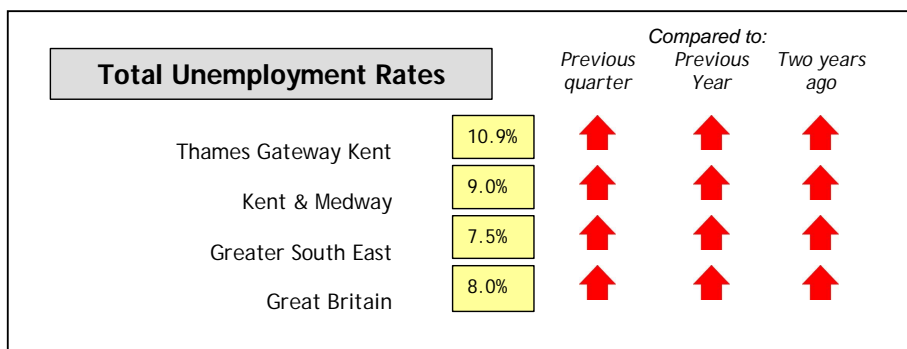
Source: Annual Population Survey, Oct 2010-Sep 2011, Jul 2010-Jun 2011, Oct 2009-Sep 2010, Oct 2008-Sep 2009

- The total employment rate in TGK is lower than in Kent & Medway (K&M) and the Greater South East (GSE), but around the Great Britain (GB) average.
- Like elsewhere, the employment rate in TGK has fallen over the last two years.



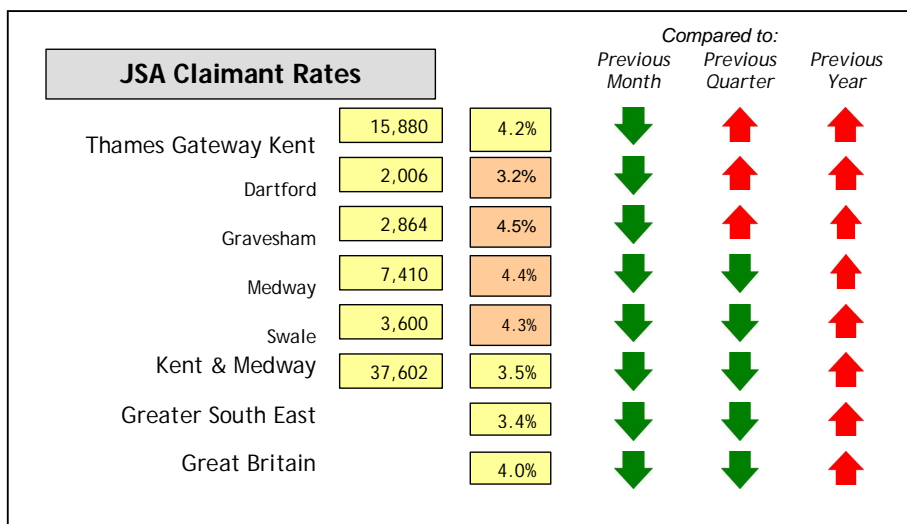
Source: Annual Population Survey, Oct 2010-Sep 2011, Jul 2010-Jun 2011, Oct 2009-Sep 2010, Oct 2008-Sep 2009

- Economic inactivity is on a par in TGK with the K&M average, but lower than the GSE and GB average.
- Both TGK and K&M have seen a fall in economic inactivity over the last year, counter to the regional trend.



Source: Annual Population Survey, Oct 2010-Sep 2011, Jul 2010-Jun 2011, Oct 2009-Sep 2010, Oct 2008-Sep 2009

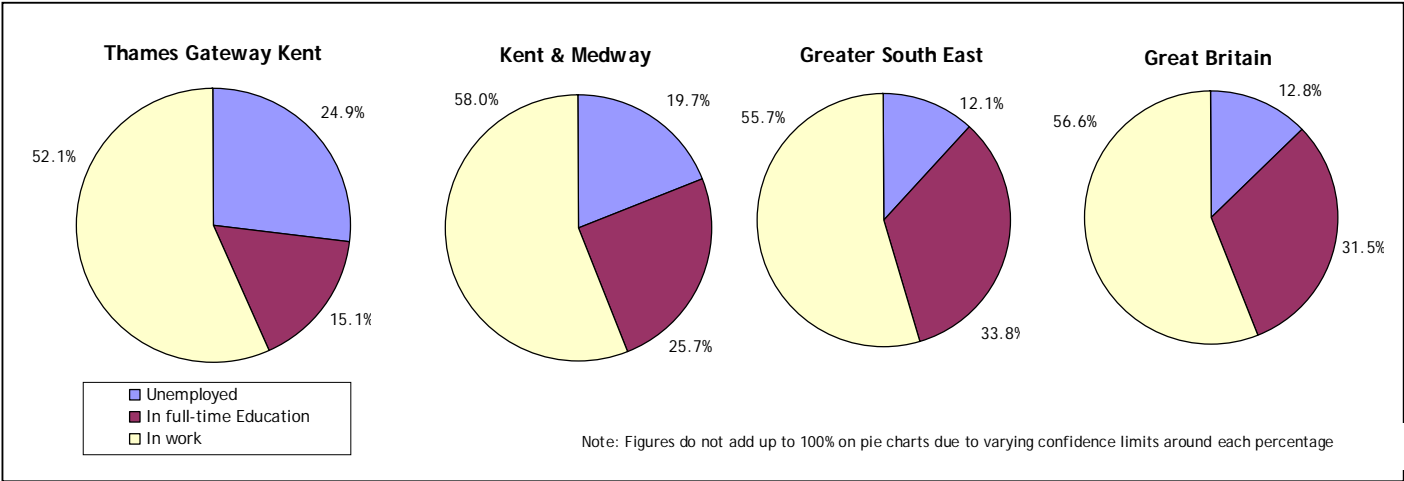
- The unemployment rate is higher in TGK than in K&M, GSE and GB as a whole.
- Unemployment has increased consistently in TGK and the benchmark areas over the last two years.



Source: JSA Claimant Counts, Apr 2011; Jan 2012; Apr 2012

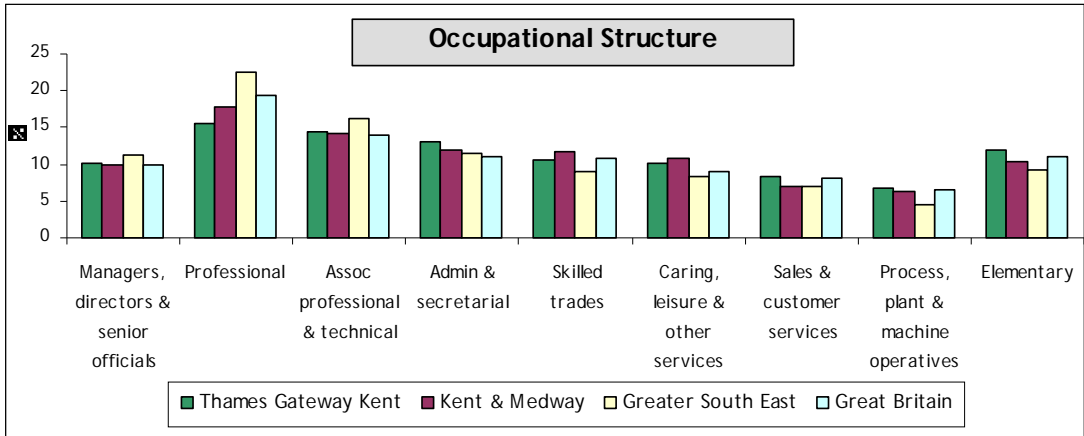
- The Job Seeker Allowance (JSA) claimant rate is considerably higher in TGK than in K&M and the GSE, but similar to the GB rate.
- Dartford has a lower JSA rate than other areas across TGK.
- Over the last month the rate has fallen across all districts across TGK and in all the benchmark areas too.
- Since the end of last quarter the Claimant rate is now lower in Medway and Swale, although overall it remains higher across TGK.

## Economic status of 18-24 Year olds



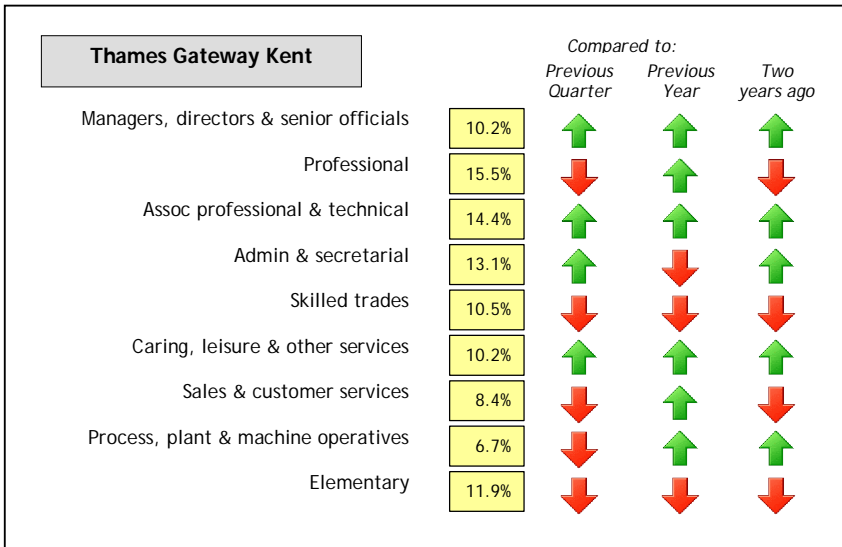
Source: Annual Population Survey, Oct 2010-Sep 2011, Jul 2010-Jun 2011, Oct 2009-Sep 2010, Oct 2008-Sep 2009

- Considerably more 18-24 year olds are unemployed in TGK compared to in K&M, the GSE and GB as a whole and considerably fewer are in full time education.



Source: Annual Population Survey, Oct 2010-Sep 2011; Note: Population base residents in employment aged 16-64 years

- TGK has fewer residents in Professional occupations and more in the lower skilled Elementary, Process, plant & machine operative and Sales & customer service occupations than sub-regionally, regionally and nationally.



Source: Annual Population Survey, Oct 2010-Sep 2011, Jul 2010-Jun 2011, Oct 2009-Sep 2010, Oct 2008-Sep 2009

- Over the last two years TGK has seen a consistent increase in residents in Managerial and Associate professional & technical occupations and a decrease in residents in Elementary occupations.

