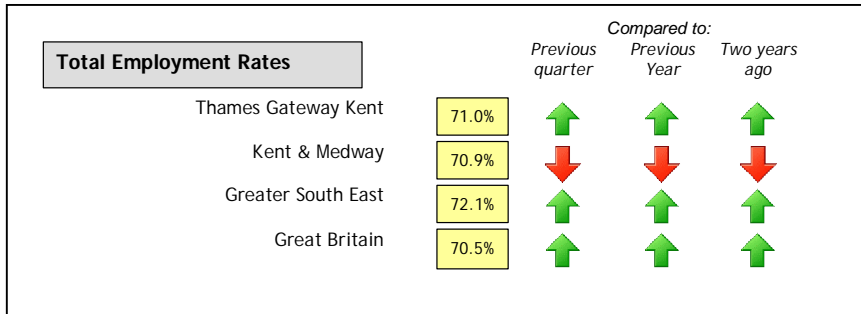
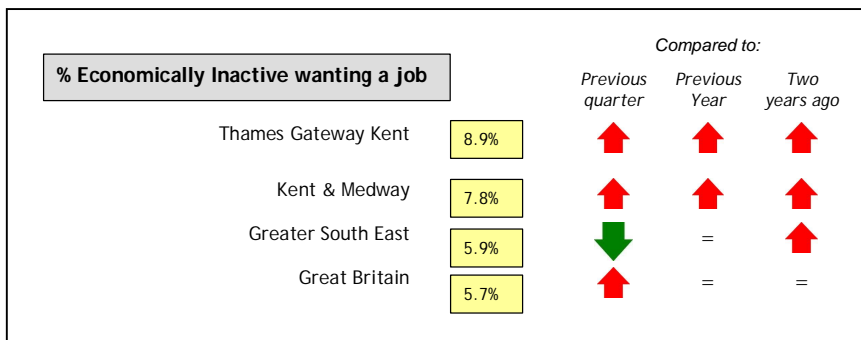


The North Kent economy is showing signs of improvement, with the latest quarterly data showing a rise in the employment rate and a fall in the total unemployment rate. While all out-of-work indicators remain higher in Thames Gateway Kent compared to benchmark areas, the trend is generally downward in line with the wider trends and the gap between JSA claimant rates is closing. Across North Kent, Dartford outperforms the other local authority districts on all out-of-work indicators, although recently the JSA claimant rate has stabilised while continuing to fall in the other areas.




Source: Annual Population Survey, Oct2011-Sep2012; Jul2011-Jun2012; Oct2010-Sep2011; Oct2009-Sep2010

- The total employment rate in TGK is similar to in Kent & Medway (K&M) and the Great Britain (GB) average, but slightly lower than in the Greater South East (GSE).
- The employment rate in TGK is now higher than last quarter, last year and two years, which is in line with trends in the GSE and nationally but counter to in K&M at large.



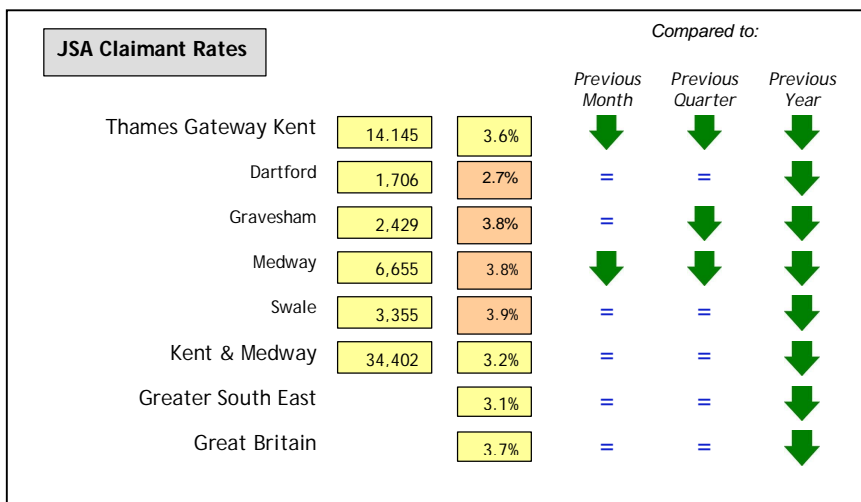
Source: Annual Population Survey, Oct2011-Sep2012; Jul2011-Jun2012; Oct2010-Sep2011; Oct2009-Sep2010

- The percentage of residents of working age who are economic ally inactive and want a job is higher in TGK compared to in K&M, the GSE and GB at large.
- This percentage is now higher in TGK compared to in the last two years which is similar to the trend in K&M. In both the GSE and GB the position has generally been more stable.



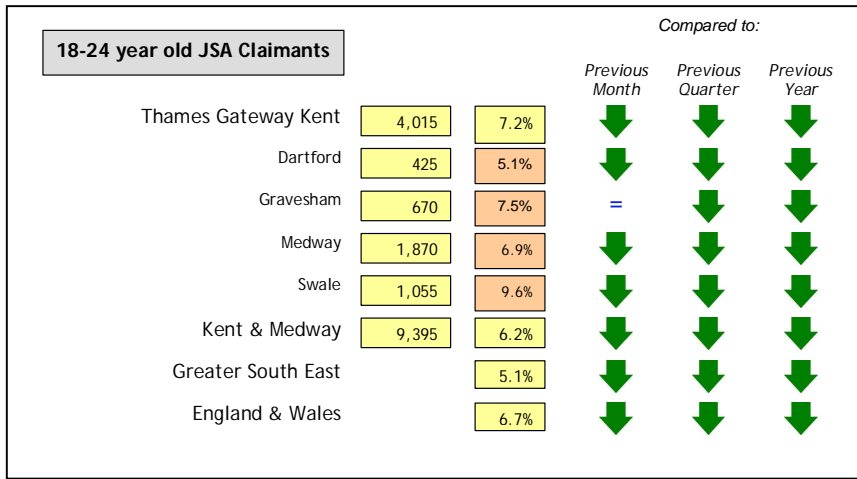
Source: Annual Population Survey, Oct2011-Sep2012; Jul2011-Jun2012; Oct2010-Sep2011; Oct2009-Sep2010

- The total unemployment rate is higher in TGK than in K&M, the GSE and GB.
- Unemployment rates have fallen over the last year in TGK, K&M and the GSE, whereas nationally the fall has been since the last quarter. Rates in all areas are still higher than two years ago.



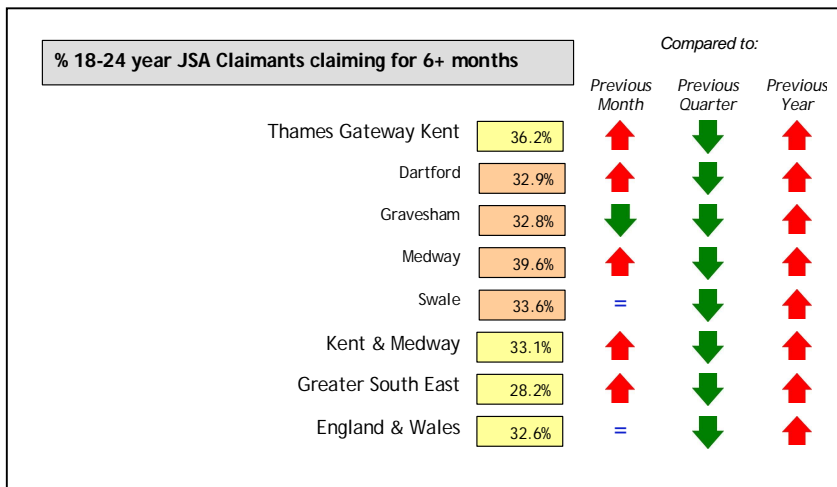
Source: Job Centre Plus, JSA Claimant Counts, Dec 2012; Nov 2012; Sep 2012; Dec 2011

- The Job Seeker Allowance (JSA) claimant rate is slightly higher in TGK than in K&M, but on a par with the national GB rate. Rates have fallen overall at the TGK level over the last quarter, whereas in the wider benchmark areas they have been stable.
- Across TGK, Medway has seen a continuous downward trend in claimant rates over the last year, while elsewhere trends have generally been more stable.



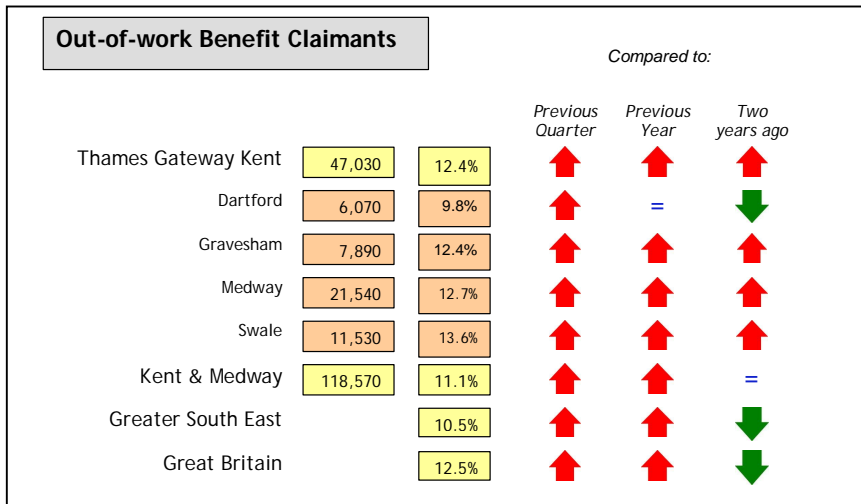
Source: Job Centre Plus, JSA Claimant Counts, Dec 2012; Nov 2012; Sep 2012; Dec 2011.
 Note: 2011 Census of Population data used for 18-24 year age base and not vet available for GB

- The percentage of 18-24 year olds claiming JSA is considerably higher in TGK than in K&M, the GSE and England & Wales. However, in line with the benchmark areas this percentage has fallen over the last year.
- Across TGK, Swale has the highest percentage of 18-24 year olds claiming JSA and Dartford the lowest. The percentage in Dartford is well below the rate in K&M and England & Wales, but on a par with the GSE.



Source: Job Centre Plus, JSA Claimant Counts, Dec 2012; Nov 2012; Sep 2012; Dec 2011.
 Note: 2011 Census of Population data used for 18-24 year age base and not vet available for GB

- A higher proportion of youngsters aged 18 to 24 years have been claiming JSA for over 6 months in TGK compared to the benchmark areas. However, trends have been similar over the last year, with the percentage in all areas now higher compared to one month and one year ago, but lower than at the end of last quarter.
- Across TGK Medway has the highest percentage of these longer-term JSA claimants, whereas Dartford and Gravesham have the lowest rates that are on a par with the national rate for England & Wales.



Source: DWP Work & Pensions Benefits Longitudinal Study; Feb 2012; Nov 2011; Feb 2011; Feb 2010

- The overall out-of-work benefit claimant rate is higher in TGK than in K&M and the GSE and on a par with the GB average
- Across TGK, Swale has the highest rate - well above the TGK and GB average - whereas in Dartford the rate is considerably lower.
- The rate is higher in TGK compared to a year ago, similar to the position for K&M, the GSE and GB at large. Within TGK only Dartford has bucked the overall trend, with the position being same as a year ago.

